



Dennis Ritchie

Thesis and dissertation template PUC-Rio

Tese de Doutorado

Thesis presented to the Programa de Pós-graduação em Informática, do Departamento de Informática da PUC-Rio in partial fulfillment of the requirements for the degree of Doutor em Informática.

Advisor: Prof. Marcelo Gattass

Rio de Janeiro
March 2018



Dennis Ritchie

Thesis and dissertation template PUC-Rio

Thesis presented to the Programa de Pós-graduação em Informática da PUC-Rio in partial fulfillment of the requirements for the degree of Doutor em Informática. Approved by the Examination Committee:

Prof. Marcelo Gattass

Advisor

Departamento de Informática – PUC-Rio

Prof. Alberto Barbosa Raposo

PUC-Rio

Prof. Waldemar Celes Filho

PUC-Rio

Rio de Janeiro, March 8th, 2018

All rights reserved.

Dennis Ritchie

Graduated in computer science by the Harvard University.

Bibliographic data

Ritchie,Dennis

Thesis and dissertation template PUC-Rio / Dennis Ritchie; advisor: Marcelo Gattass. – 2018.

23 f: il. color. ; 30 cm

Tese (doutorado) - Pontifícia Universidade Católica do Rio de Janeiro, Departamento de Informática, 2018.

Inclui bibliografia

1. Informática – Teses. 2. Procesamento Geométrico. 3. Remoção de ruído de malha. 4. Vizinhança adaptativa. I. Gattass, Marcelo. II. Pontifícia Universidade Católica do Rio de Janeiro. Departamento de Informática. III. Título.

CDD: 004

To my parents, for their support
and encouragement.

Acknowledgments

To my adviser Professor Marcelo Gattass for the stimulus and partnership to carry out this work.

To CNPq and PUC-Rio, for the aids granted, without which this work does not could have been accomplished.

For students contemplated with any CAPES scholarship, whose defense occurred as of 04 September 2018 leave the following passage:

This study was financed in part by the Coordenação de Aperfeiçoamento de Pessoal de Nível Superior - Brasil (CAPES) - Finance Code 001.

Abstract

Ritchie,Dennis; Gattass, Marcelo (Advisor). **Thesis and dissertation template PUC-Rio**. Rio de Janeiro, 2018. 23p. Tese de Doutorado – Departamento de Informática, Pontifícia Universidade Católica do Rio de Janeiro.

The acquisition of triangular meshes typically introduces undesired noise...

Keywords

Geometry Processing; Mesh Denoising; Adaptive Patches.

Resumo

Ritchie,Dennis; Gattass, Marcelo. **Modelo de tese e dissertação PUC-Rio**. Rio de Janeiro, 2018. 23p. Tese de Doutorado – Departamento de Informática, Pontifícia Universidade Católica do Rio de Janeiro.

A aquisição de malhas triangulares normalmente introduz ruídos indesejados...

Palavras-chave

Procesamento Geométrico; Remoção de ruído de malha; Vizinhança adaptativa.

Table of contents

1	Introduction	15
2	Previous Work	16
3	Proposal	19
4	Results	21
4.1	Comparison	21
5	Conclusion and future work	22
6	Bibliography	23

List of figures

Figure 1.1	Meshes generated from medical data. Data obtained from the AIM@SHAPE Shape Repository (AIM@SHAPE. . . ,)	15
Figure 2.1	A set of three subfigures: (a) describes the first subfigure; (b) describes the second subfigure; (c) describes the third subfigure.	16
	(a) Bamboo-pile Vertically Inserted Position	16
	(b) Bamboo-pile Normal Inserted Position	16
	(c) bamboo-pile Inserted 45° angle	16
Figure 2.2	A set of six subfigures in two pages.	17
	(a) Bamboo-pile Vertically Inserted Position	17
	(b) Bamboo-pile Normal Inserted Position	17
	(c) bamboo-pile Inserted 45° angle	17
	(d) Bamboo-pile Vertically Inserted Position	18
	(e) Bamboo-pile Normal Inserted Position	18
	(f) bamboo-pile Inserted 45° angle	18

List of tables

Table 4.1 Results for devil mesh

21

List of algorithms

Algorithm 1	Escolha das amostras iniciais	20
-------------	-------------------------------	----

List of codes

Code 1	Mean Filter	19
Code 2	Mean Filter	22

List of Abbreviations

ADI – Análise Digital de Imagens

BIF – *Banded Iron Formation*

My beautiful epigraph

Wassily Kandinsky, *Regards sur le passé.*

1

Introduction

Nowadays 3D surface models are used in several fields and industries such as medicine, engineering, entertainment, geo-exploration, architecture, cultural heritage and so on. These models can be acquired from a variety of sources like 3D scanning, 3D imaging, multi-view stereo reconstruction, CAD modeling, etc. The data generated by these techniques should be processed to be available for production or any task where it can be used (visualization, simulation, animation, interaction, etc.). This processing step is called digital geometry processing which is a field of computer science that uses mathematical models and algorithms (BOTSCH et al., 2010). Figure 1.1 shows some examples of noisy meshes.

This document is structured as follows. In Chapter 2 we present some previous work relevant to our problem. In Chapter 3 we explain our proposal. In Chapter 4 we show our results. Finally, in Chapter 5 we present our conclusion and future work.

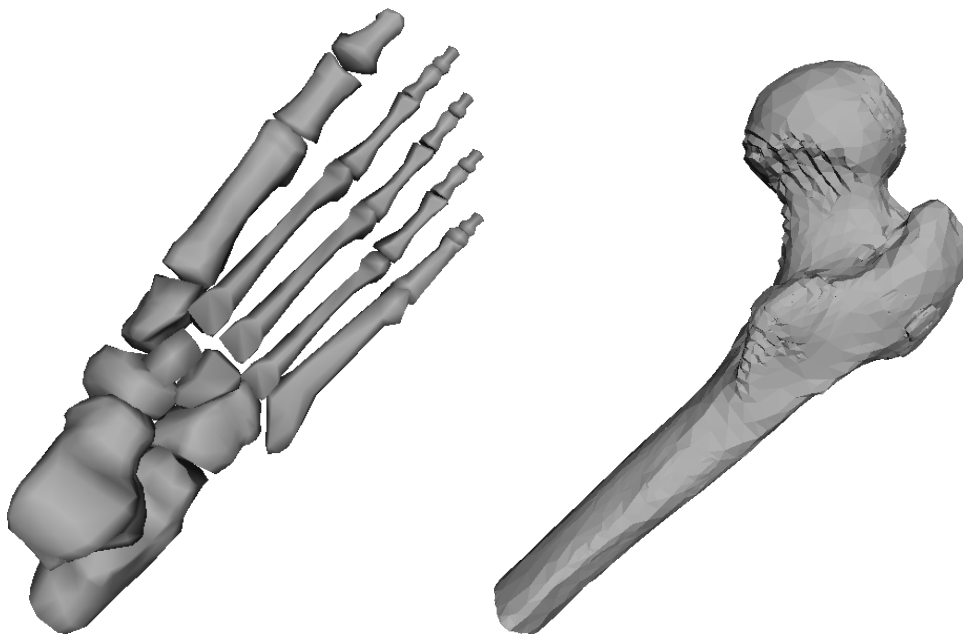
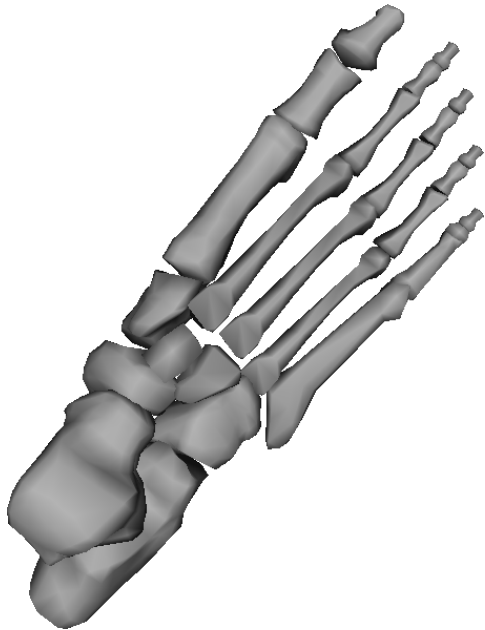


Figure 1.1: Meshes generated from medical data. Data obtained from the AIM@SHAPE Shape Repository (AIM@SHAPE. . . ,)

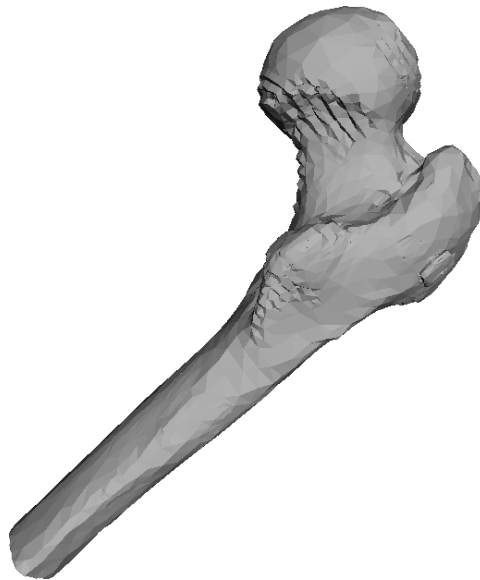
2

Previous Work


Early smoothing methods tried to minimize... In the figure 2.2d we see...



(a) Bamboo-pile Vertically Inserted Position

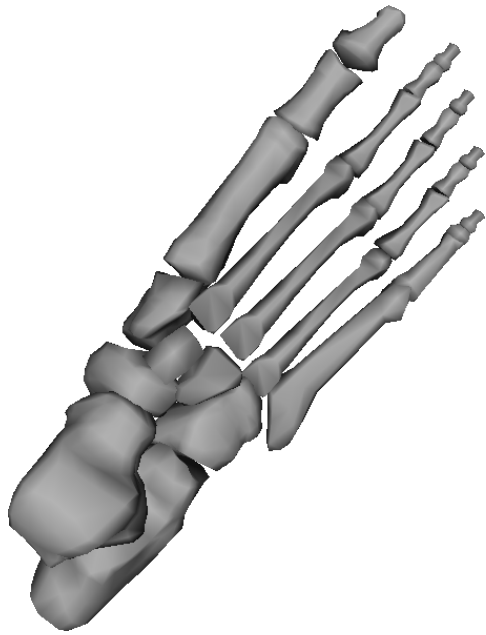


(b) Bamboo-pile Normal Inserted Position

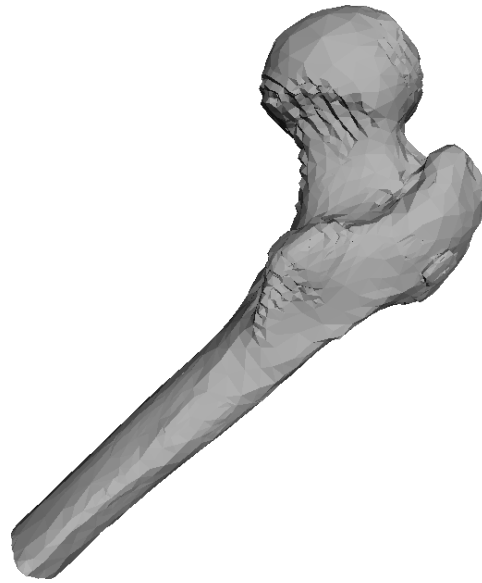


(c) bamboo-pile Inserted 45° angle


Figure 2.1: A set of three subfigures: (a) describes the first subfigure; (b) describes the second subfigure; (c) describes the third subfigure.



(a) Bamboo-pile Vertically Inserted Position

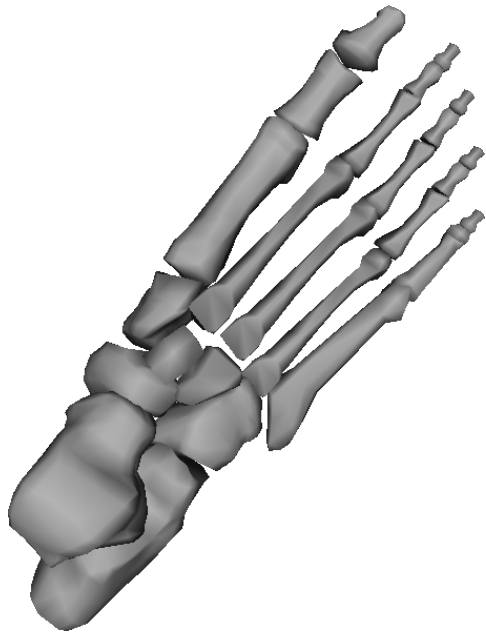


(b) Bamboo-pile Normal Inserted Position

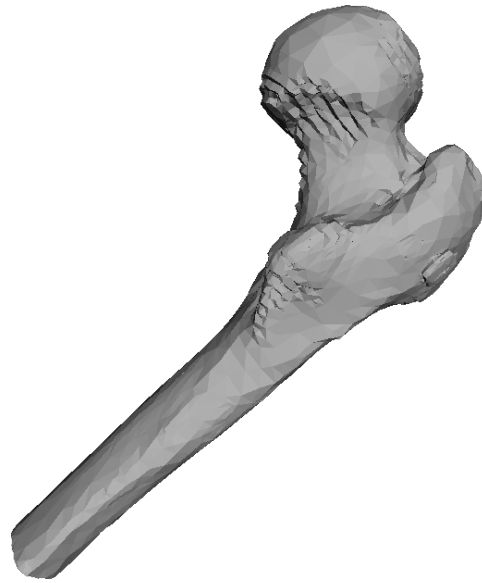


(c) bamboo-pile Inserted 45° angle


Figure 2.2: A set of six subfigures in two pages.



(d) Bamboo-pile Vertically Inserted Position



(e) Bamboo-pile Normal Inserted Position



(f) bamboo-pile Inserted 45° angle

Figure 2.2: A set of six subfigures in two pages.(Continuation)

3 Proposal

Equation example 1:

$$\begin{aligned} \min_u \int_{x_i \in X} \int_{x_j \in X} q_{ij} u_i u_j da da + \int_{x_i \in X} \|x' - x_i\| u_i da \\ \text{s.t. } u \in [0, 1] \wedge \int_{x_i \in X} u da = a_0, \end{aligned} \quad (3-1)$$

Equation example 2:

$$\begin{aligned} \min_{\mathbf{u}} \alpha \mathbf{u}^T \mathbf{A}^T \mathbf{Q} \mathbf{A} \mathbf{u} + \beta \mathbf{d}^T \mathbf{a}' \mathbf{A} \mathbf{u} + \gamma \mathbf{u}^T \mathbf{G}^T \mathbf{G} \mathbf{u} + \delta \mathbf{f}^T \mathbf{a}' \mathbf{A} \mathbf{u} \\ \text{s.t. } \mathbf{0} \leq \mathbf{u} \leq \mathbf{1} \wedge \mathbf{a}^T \mathbf{u} = a_0. \end{aligned} \quad (3-2)$$

Equation example 3:

$$\mathbf{G} = (g_{ij}) = \begin{cases} \sum_{f_k \in N_f(f_i)} l_{ik} & i = j \\ -l_{ij} & e_{ij} \in E \\ 0 & \text{otherwise} \end{cases} \quad (3-3)$$

Code 1: Mean Filter

```

1 # -----#
2 # Create filter function
3 # l is the width of window
4 # -----#

5 meanfilter <- function( l, imagem ) {
6   if( l%%2 == 0 )
7     print("Please, type an odd number!")
8   imagem.result <- imagem
9   lp1d2 <- (l-1)/2
10  L <- dim(imagem)[1]
11  C <- dim(imagem)[2]
12  for( j in as.integer(lp1d2+1) : as.integer(C-lp1d2)) {
13    for( i in as.integer(lp1d2+1) : as.integer(L-lp1d2)) {
14      imagem.result[i,j] <- mean(imagem[as.integer(i-lp1d2):as.
15                                integer(i+lp1d2), as.integer(j-lp1d2):as.integer(j+lp1d2)
16                                ])
15    }
16  }

```

```

17  print("Image filtered with success!")
18  return(imagem.result)
19  }
20  #
-----#
21  # End of Script.
22  #
-----#

```

Algorithm 1: Escolha das amostras iniciais

Input: Malha e quantidade de pontos a ser amostrado

Output: Pontos amostrados na malha

- 1 Crie um vetor de números randômicos entre $[0, 1]$ com a quantidade de pontos a ser amostrada e ordene-o
 - 2 Calcule a área total dos triângulos da malha
 - 3 **for** $i = 0$ **to** numeroDePontos **do**
 - 4 Navegue entre as faces acumulando a sua $\frac{\text{area}}{\text{areaTotal}}$ até achar a face com valor acumulado $\geq \text{numerosRandomicos}[i]$
 - 5 Pegue um ponto randômico dentro da face utilizando o método de Turk e adicione no vetor do resultado
-

4 Results

Table example. Table 4.1 shows results.

Table 4.1: Results for devil mesh

	Mean Vertex Dis- tance	L2 Vertex Based	Mean Quadric	MSAE	L2 Nor- mal Based	Tangential	Mean Discrete Curva- ture	Area Error	Volume Error
(FLEISHMAN; DRORI; COHEN- OR, 2003)	0.061277	0.110973	0.236219	19.697900	0.055170	0.047678	0.090284	0.051443	0.045645
(JONES; DU- RAND; DES- BRUN, 2003)	0.001293	0.002800	0.002289	21.237300	0.021589	0.013026	0.087991	0.000364	0.002621
(SUN et al., 2007)	0.001439	0.002880	0.003540	14.043200	0.012654	0.008911	0.055849	0.007806	0.000582
(ZHENG et al., 2011)	0.000713	0.001537	0.001824	12.171400	0.009654	0.005781	0.054567	0.005617	0.000425
(HE; SCHAE- FER, 2013)	0.002531	0.004560	0.007108	13.830100	0.017459	0.010314	0.114528	0.001686	0.001786
(ZHANG et al., 2015)	0.001623	0.003079	0.005048	10.454200	0.015233	0.008054	0.094668	0.002629	0.001326
(YADAV; REITE- BUCH; POLTH- IER, 2016)	0.000737	0.001548	0.001493	16.880800	0.014129	0.006974	0.079952	0.000209	0.002375
Ours	0.000987	0.001902	0.002686	11.574200	0.010632	0.006796	0.075106	0.003970	0.000722

4.1 Comparison

5

Conclusion and future work

We proposed an algorithm for triangular mesh denoising with detail preservation...

Code 2: Mean Filter

```
1 #
   -----#

2 # Create filter function
3 # l is the width of window
4 #
   -----#

5 meanfilter <- function( l, imagem ) {
6   if( l%%2 == 0 )
7     print("Please, type an odd number!")
8   imagem.result <- imagem
9   lp1d2 <- (l-1)/2
10  L <- dim(imagem)[1]
11  C <- dim(imagem)[2]
12  for( j in as.integer(lp1d2+1) : as.integer(C-lp1d2)) {
13    for( i in as.integer(lp1d2+1) : as.integer(L-lp1d2)) {
14      imagem.result[i,j] <- mean(imagem[as.integer(i-lp1d2):as.
15        integer(i+lp1d2), as.integer(j-lp1d2):as.integer(j+lp1d2)
16      ])
17    }
18  }
19 }
20 #
   -----#

21 # End of Script.
22 #
   -----#
```

6

Bibliography

AIM@SHAPE Shape Repository. <<http://visionair.ge.imati.cnr.it>>. Accessed: 2017-05-01. Cited 2 times in pages 9 and 15.

BOTSCH, M. et al. **Polygon Mesh Processing**. Taylor & Francis, 2010. (Ak Peters Series). ISBN 9781568814261. Disponível em: <<https://books.google.com.br/books?id=8zX-2VRqBAkC>>. Cited in page 15.

FLEISHMAN, S.; DRORI, I.; COHEN-OR, D. Bilateral mesh denoising. In: ACM. **ACM transactions on graphics (TOG)**. [S.l.], 2003. v. 22, n. 3, p. 950–953. Cited in page 21.

HE, L.; SCHAEFER, S. Mesh denoising via l_0 minimization. **ACM Transactions on Graphics (TOG)**, ACM, v. 32, n. 4, p. 64, 2013. Cited in page 21.

JONES, T. R.; DURAND, F.; DESBRUN, M. Non-iterative, feature-preserving mesh smoothing. In: ACM. **ACM Transactions on Graphics (TOG)**. [S.l.], 2003. v. 22, n. 3, p. 943–949. Cited in page 21.

SUN, X. et al. Fast and effective feature-preserving mesh denoising. **IEEE transactions on visualization and computer graphics**, IEEE, v. 13, n. 5, p. 925–938, 2007. Cited in page 21.

YADAV, S.; REITEBUCH, U.; POLTHIER, K. Mesh denoising based on normal voting tensor and binary optimization. **arXiv preprint arXiv:1607.07427**, 2016. Cited in page 21.

ZHANG, W. et al. Guided mesh normal filtering. In: WILEY ONLINE LIBRARY. **Computer Graphics Forum**. [S.l.], 2015. v. 34, n. 7, p. 23–34. Cited in page 21.

ZHENG, Y. et al. Bilateral normal filtering for mesh denoising. **IEEE Transactions on Visualization and Computer Graphics**, IEEE, v. 17, n. 10, p. 1521–1530, 2011. Cited in page 21.