

**Fachhochschule Aachen  
Campus Jülich**

**This is the title  
which is long and needs to be in two lines.**

**Masterthesis**

**My name**

**Matr. No.: 123456**

**Faculty of**

**Medical Engineering and Applied Mathematics**

**Study program Biomedical Engineering M.Sc.**

**Aachen, March 2019**



Diese Arbeit ist von mir selbstständig angefertigt und verfasst. Es sind keine anderen als die angegebenen Quellen und Hilfsmittel benutzt worden.

My name \_\_\_\_\_  
signature

Diese Arbeit wurde betreut von:

1. Prüfer:	Prof. Dr. XXX
2. Prüfer:	Dr. XYZ
Betreuer:	ZZZ



This is the english abstract

## **Zusammenfassung**

---

Hier kommt die deutsche Zusammenfassung

---

# Contents

1	<b>Introduction</b> .....	1
1.1	Objectives and motivation .....	1
2	<b>State of the art and theoretical background</b> .....	3
2.1	First section .....	3
2.2	Second section .....	4
3	<b>Methods</b> .....	5
3.1	Begin of a chapter .....	5
3.2	Big tables .....	5
3.3	Section .....	7
3.3.1	Subsection .....	7
4	<b>Results</b> .....	9
4.1	Figure with subfigures .....	9
5	<b>Discussion</b> .....	11
5.1	References in the text .....	11
6	<b>Outlook</b> .....	13
	<b>References</b> .....	15
	<b>List of Abbreviations</b> .....	17
	<b>List of Figures</b> .....	19
	<b>List of Tables</b> .....	21
	<b>Acknowledgements</b> .....	23
	<b>Appendix</b> .....	25





---

# 1 Introduction

Hello, here is some text without a meaning. This text should show what a printed text will look like at this place. If you read this text, you will get no information. Really? Is there no information? Is there a difference between this text and some nonsense like “Huardest gefburn”? Kjift – not at all! A blind text like this gives you information about the selected font, how the letters are written and an impression of the look. This text should contain all letters of the alphabet and it should be written in of the original language. There is no need for special content, but the length of words should match the language.

## 1.1 Objectives and motivation

Hello, here is some text without a meaning. This text should show what a printed text will look like at this place. If you read this text, you will get no information. Really? Is there no information? Is there a difference between this text and some nonsense like “Huardest gefburn”? Kjift – not at all! A blind text like this gives you information about the selected font, how the letters are written and an impression of the look. This text should contain all letters of the alphabet and it should be written in of the original language. There is no need for special content, but the length of words should match the language.



---

## 2 State of the art and theoretical background

### 2.1 First section

Hello, here is some text without a meaning. This text should show what a printed text will look like at this place. If you read this text, you will get no information. Really? Is there no information? Is there a difference between this text and some nonsense like “Huardest gefburn”? Kjift – not at all! A blind text like this gives you information about the selected font, how the letters are written and an impression of the look. This text should contain all letters of the alphabet and it should be written in of the original language. There is no need for special content, but the length of words should match the language.

This is the second paragraph. Hello, here is some text without a meaning. This text should show what a printed text will look like at this place. If you read this text, you will get no information. Really? Is there no information? Is there a difference between this text and some nonsense like “Huardest gefburn”? Kjift – not at all! A blind text like this gives you information about the selected font, how the letters are written and an impression of the look. This text should contain all letters of the alphabet and it should be written in of the original language. There is no need for special content, but the length of words should match the language.

And after the second paragraph follows the third paragraph. Hello, here is some text without a meaning. This text should show what a printed text will look like at this place. If you read this text, you will get no information. Really? Is there no information? Is there a difference between this text and some nonsense like “Huardest gefburn”? Kjift – not at all! A blind text like this gives you information about the selected font, how the letters are written and an impression of the look. This text should contain all letters of the alphabet and it should be written in of the original language. There is no need for special content, but the length of words should match the language.

After this fourth paragraph, we start a new paragraph sequence. Hello, here is some text without a meaning. This text should show what a printed text will look like at this place. If you read this text, you will get no information. Really? Is there no information? Is there a difference between this text and some nonsense like “Huardest gefburn”? Kjift – not at all! A blind text like this gives you information about the selected font, how the letters are written and an impression of the look. This text should contain all letters of the alphabet and it should be written in of the original language. There is no need for special content, but the length of words should match the language.

Hello, here is some text without a meaning. This text should show what a printed text will look like at this place. If you read this text, you will get no information. Really? Is there no information? Is there a difference between this text and some nonsense like “Huardest gefburn”? Kjift – not at all! A blind text like this gives you information about the selected

font, how the letters are written and an impression of the look. This text should contain all letters of the alphabet and it should be written in of the original language. There is no need for special content, but the length of words should match the language.

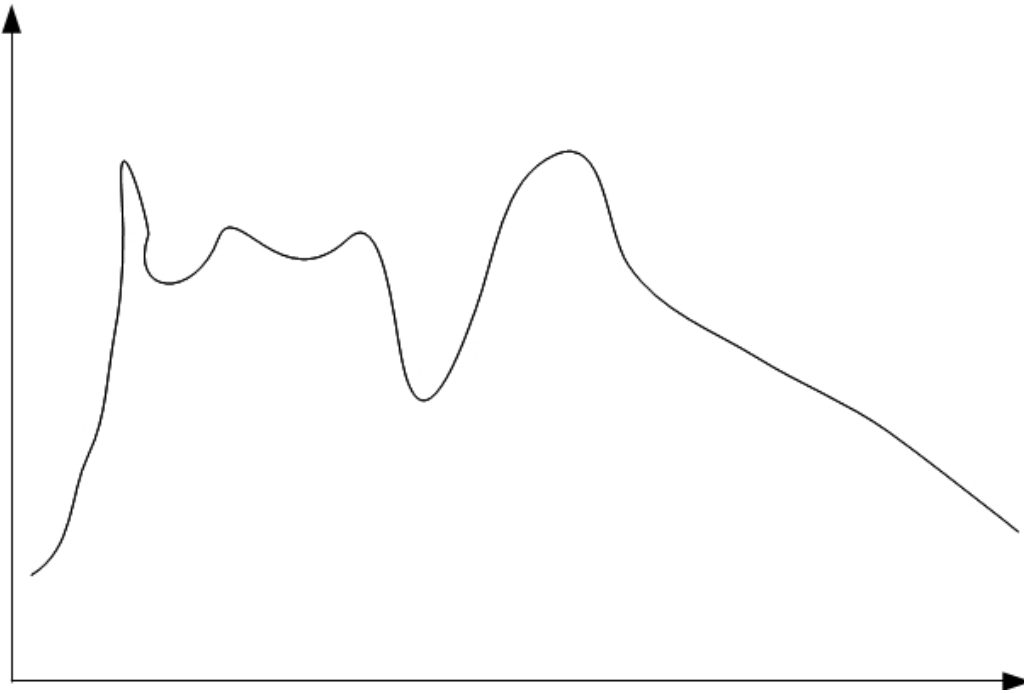


Figure 1: *First example to describe how short and long caption work for figures. Everything written in the square brackets will be listed in the list of figures, everything written in the curly brackets will be shown directly underneath the figure.*

Here I will reference the first figure (see figure 1). Also, in 4.1 a figure with multiple subfigures is shown.

The we can make a list of different things:

- First item on the list
- Second item on the list
- Third item on the list

### 2.2 Second section

---

## 3 Methods

### 3.1 Begin of a chapter

A new chapter always begins on a right side. Therefore, empty pages will be generated automatically at the end of the previous chapter if necessary.

### 3.2 Big tables

Tables are a bit complex to generate in latex, a big help are table generators like: <https://www.tablesgenerator.com/>. Small tables fit within the text flow.

Bigger tables can be put on separate pages.

Table 1: *Material needed for gels*

material (conc.)	volume per gel	conc. in gel
Chemical 1 (40 mg/mL)	15 $\mu$ L	3.00 $\mu$ g/mL
TBS	15 $\mu$ L	—
Chemical 2	15 $\mu$ L	3.75 $\mu$ g/mL
Chemical 3	27.5 $\mu$ L	5.7x10 <sup>5</sup> cells
Chemical 4	27.5 $\mu$ L	5.7x10 <sup>5</sup> cells
Chemical 5	100 $\mu$ L	5.00 mg/mL

Hello, here is some text without a meaning. This text should show what a printed text will look like at this place. If you read this text, you will get no information. Really? Is there no information? Is there a difference between this text and some nonsense like “Huardest gefburn”? Kjift – not at all! A blind text like this gives you information about the selected font, how the letters are written and an impression of the look. This text should contain all letters of the alphabet and it should be written in of the original language. There is no need for special content, but the length of words should match the language.

### 3 Methods

Table 2: A lot of complex columns and rows

Tube 1		Tube 2		Tube 3		Tube 4	
Antibody	Volume	Antibody	Volume	Antibody	Volume	Antibody	Volume
AB1	20 $\mu$ L	AB2	20 $\mu$ L	AB3	20 $\mu$ L	AB4	20 $\mu$ L
APC	MSC-	FITC	MSC-	PE	MSC-	PE	MSC-
Antibody	Volume	Antibody	Volume	Antibody	Volume	Antibody	Volume
AB5	2 $\mu$ L	AB6	5 $\mu$ L	AB7	5 $\mu$ L	AB8	5 $\mu$ L
FITC	MSC+	APC	MSC+	PerCP-Cy5.5	MSC+	PerCP-Cy5.5	MSC-

Table 3: Some more antibodies for FACS analysis

Tube 1		Tube 2		Tube 3		Tube 4	
Antibody	Volume	Antibody	Volume	Antibody	Volume	Antibody	Volume
AB1	20 $\mu$ L	AB2	20 $\mu$ L	AB3	5 $\mu$ L	AB4	5 $\mu$ L
FITC	EC+	FITC	EC+	FITC	EC+	FITC	EC-
Antibody	Volume	Antibody	Volume	Antibody	Volume	Antibody	Volume
AB5	20 $\mu$ L	AB6	2 $\mu$ L	AB7	20 $\mu$ L	AB8	20 $\mu$ L
APC	EC-	APC	EC-	APC	EC+	APC	EC+

### 3.3 Section

#### 3.3.1 Subsection

##### Subsubsection

Here we have some random equations:

$$V = d^2 \cdot \frac{\pi}{4} \cdot L \tag{3.1}$$

$$S = d^2 \cdot \frac{\pi}{4} + \pi \cdot d \cdot L \approx \pi \cdot d \cdot L \tag{3.2}$$

$$V = \frac{S^2}{\pi^2 \cdot L^2} \cdot \frac{\pi}{4} \cdot L = \frac{S^2}{4\pi \cdot L} \tag{3.3}$$

$$L = \frac{S^2}{4\pi \cdot V} \tag{3.4}$$

$$s = \sqrt{\frac{\sum_{i=1}^n (x_i - \bar{x})^2}{(n-1)}} \tag{3.5}$$





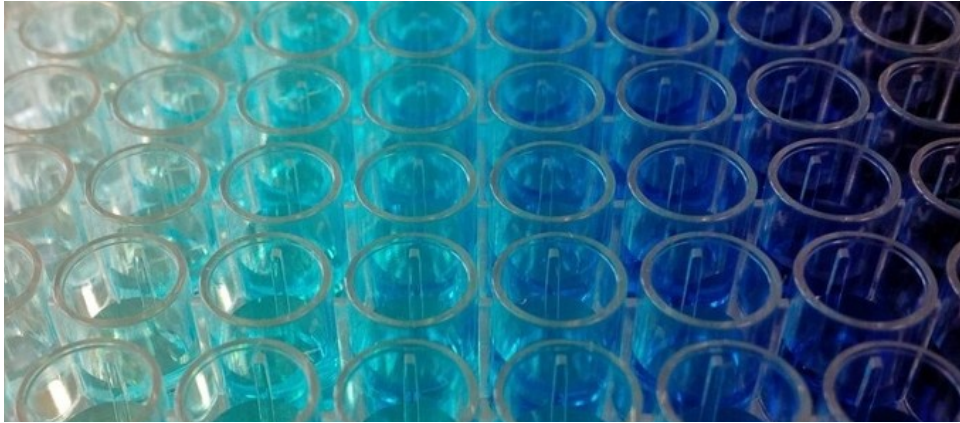
---

## 4 Results

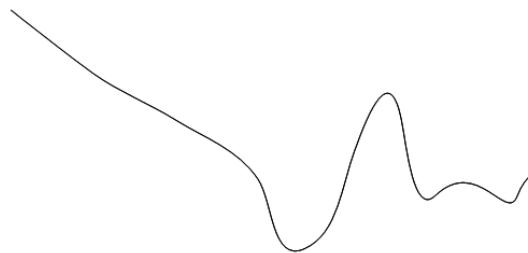
### 4.1 Figure with subfigures

As in this case the figure with subfigures is quite big, it will appear in the next page. If they are smaller, they also fit within the text flow.

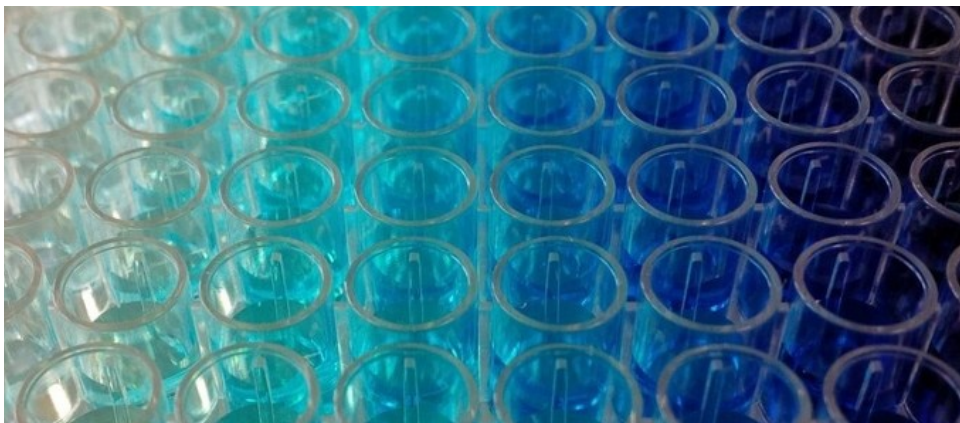
In the square brackets after 'begin figure' or 'begin subfigure', the command 'trim = l b r t' is cutting the figures on the left, bottom, right and top. Additionally, 'clip' is needed afterwards. 'rotate' can be used to rotate the figure. In the curly brackets the size of the figure can be adjusted either by using a defined width eg. 4 cm or by a percentage of the textwidth.



(a) *Caption for the first subfigure*



(b) *Caption for the second subfigure*



(c) *Caption for the third subfigure*

Figure 2: 3 subfigures can be combined in one figure. Each subfigure has a short caption and the figure itself has a caption underneath

---

## 5 Discussion

### 5.1 References in the text

Here we want to discuss and will use some references from our bib file.

In the bib file all your references are collected. Best is to use google scholar (<https://scholar.google.com>), as you can directly copy the Latex code. To add a reference in your text, you cite it [1]. By using the style unsrtdin and its extension, references are sorted automatically in the text [1, 2]. Also, they are compressed if there are more than 3 references in 'a row' [3–6]. The command 'nocite' is used to add a references to your List of References without mentioning in the text .



---

## 6 Outlook



---

## References

- [1] AMINI, Ami R. ; LAURENCIN, Cato T. ; NUKAVARAPU, Syam P.: Differential analysis of peripheral blood-and bone marrow-derived endothelial progenitor cells for enhanced vascularization in bone tissue engineering. In: *Journal of Orthopaedic Research* 30 (2012), No. 9, p. 1507–1515. – ISSN 1554–527X
- [2] BAJPAI, Vivek K. ; ANDREADIS, Stelios T.: Stem cell sources for vascular tissue engineering and regeneration. In: *Tissue Engineering Part B: Reviews* 18 (2012), No. 5, p. 405–425. – ISSN 1937–3368
- [3] CARPENTER, Graham ; COHEN, Stanley: Epidermal growth factor. In: *Annual review of biochemistry* 48 (1979), No. 1, p. 193–216. – ISSN 0066–4154
- [4] DAVIS, George E. ; STRATMAN, Amber N. ; SACHARIDOU, Anastasia ; KOH, Wonshill: Molecular basis for endothelial lumen formation and tubulogenesis during vasculogenesis and angiogenic sprouting. In: *International review of cell and molecular biology* Bd. 288. Elsevier, 2011. – ISBN 1937–6448, p. 101–165
- [5] EUROTRANSPLANT: Statistical Report 2017. In: *statistics.eurotransplant.org* (2017)
- [6] FALCONE, Domenick J. ; MCCAFFREY, Timothy A. ; HAIMOVITZ-FRIEDMAN, Adriana ; GARCIA, Michelle: Transforming growth factor- $\beta$ 1 stimulates macrophage urokinase expression and release of matrix-bound basic fibroblast growth factor. In: *Journal of cellular physiology* 155 (1993), No. 3, p. 595–605. – ISSN 1097–4652
- [7] KDS4444: *Chicken egg diagram.svg*. [https://commons.wikimedia.org/wiki/File:Chicken\\_egg\\_diagram.svg](https://commons.wikimedia.org/wiki/File:Chicken_egg_diagram.svg). Version: May 2017, accessed 2018-05-23





---

## List of abbreviations

<i>ABM</i>	Antibiotic/Antimycotic
<i>AcLDL</i>	acetylated low density lipoprotein
<i>EGF</i>	Epidermal growth factor
<i>EGM-2</i>	Endothelial cell growth medium 2
<i>ELISA</i>	Enzyme-linked immunosorbent assay
<i>FACS</i>	Fluorescence-activated cell sorting
<i>HE</i>	Hematoxylin and eosin
<i>HEPES</i>	4-(2-hydroxyethyl)-1-piperazineethanesulfonic acid
<i>RNA</i>	Ribonucleic acid
<i>RT</i>	Room temperature
<i>vWf</i>	Von Willebrand factor



---

## List of Figures

1	First example.....	4
2	Figure with multiple subfigures .....	10
3	Cool picture .....	25
4	Adding PDF as figure .....	26



---

## List of Tables

1	Small table .....	5
2	FACS analysis .....	6
3	Another list of antibodies .....	6



---

## Danksagung

Wenn Du hier auf Deutsch schreiben möchtest, wird durch den Befehl 'selectlanguage' die deutsche Rechtschreibung bzw. Silbentrennung aufgerufen.





---

## Appendix

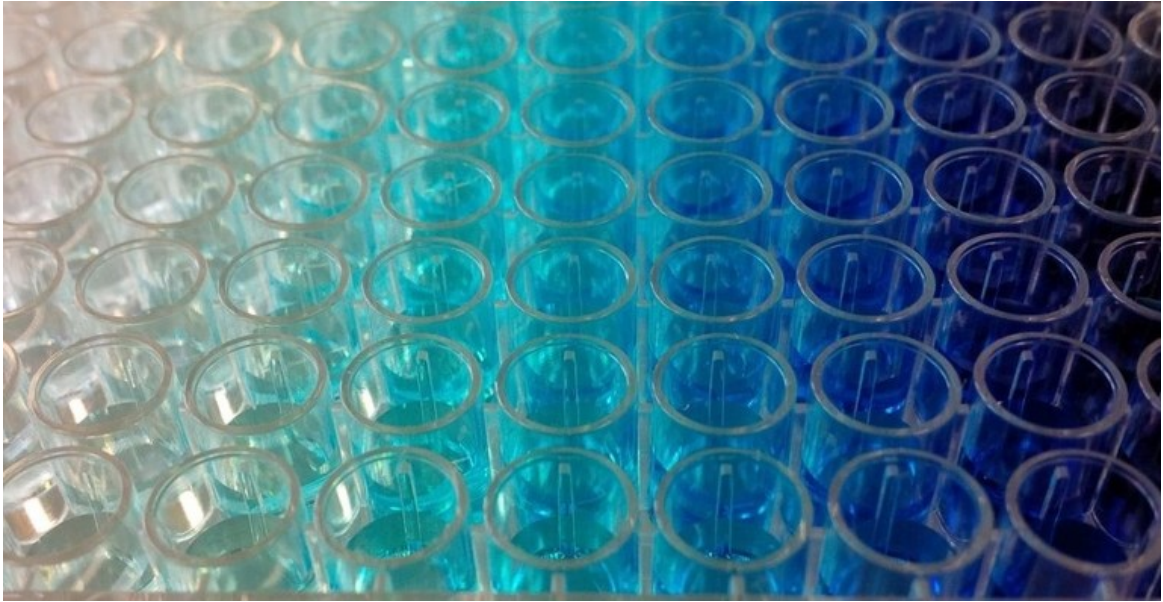


Abbildung 3: *Some cool photo taken in the lab.*




Abbildung 4: *It is possible to add pdf files as figure, while keeping your header and footer from your document. Mostly useful in the appendix.*